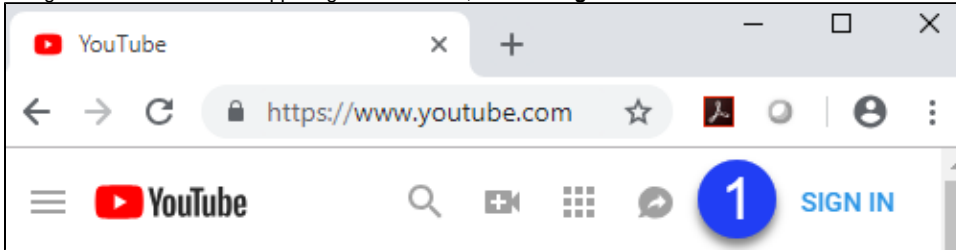


How do I Upload a CaptureSpace Video to YouTube?

Tell Me

You can upload a CaptureSpace Video to YouTube. These instructions are based on having a [Downloaded CaptureSpace Video](#). If you wish to have captions for your video, please [Order Captions](#) before downloading the video and uploading to YouTube

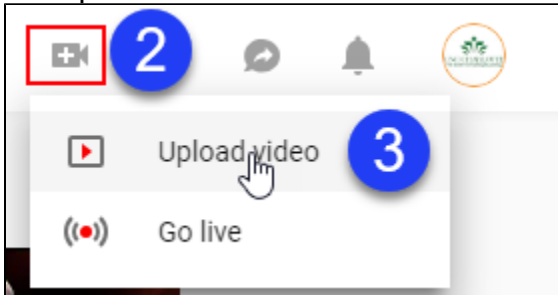
1. Navigate to [YouTube](#). In the upper right hand corner, click the **Sign In** link



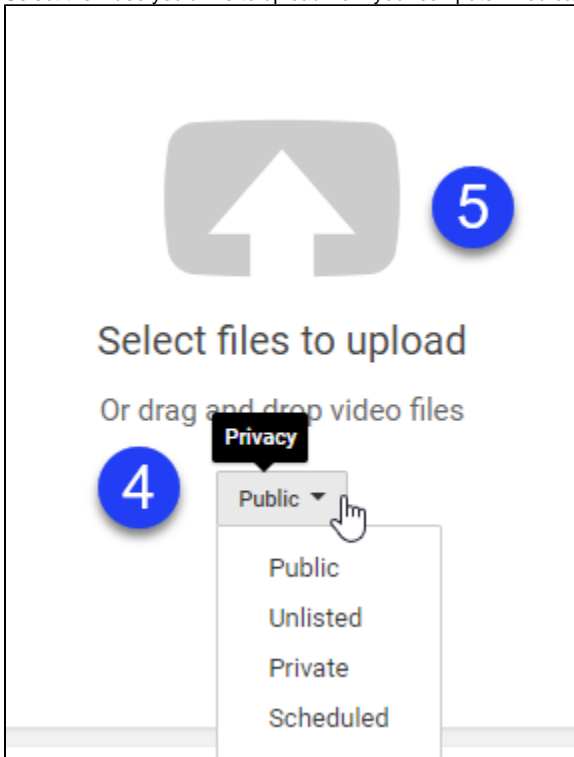
⚠ First Time YouTube Login

If this is the first time you are logging into YouTube, you will need to click **Create Channel**

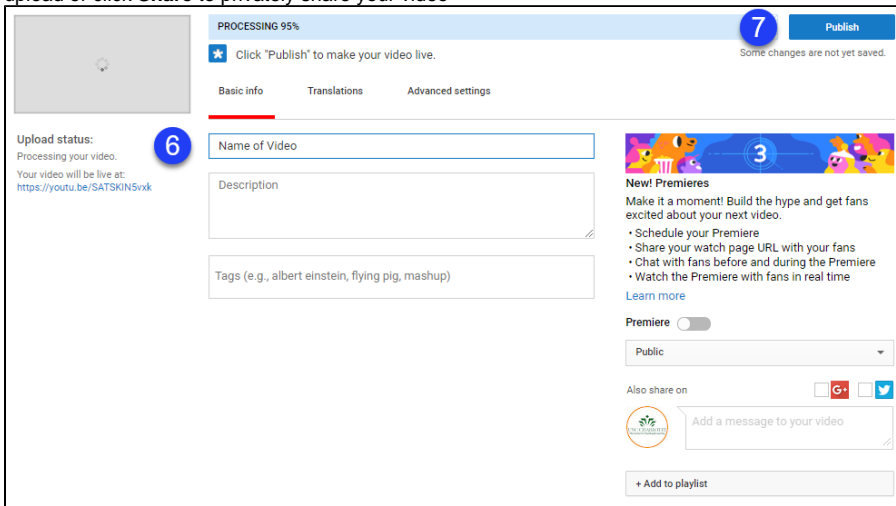
2. At the top of the page, click the **Upload** icon
3. Select **Upload video**



4. Before you start uploading the video, you can choose the [video privacy settings](#)
5. Select the video you'd like to upload from your computer. You can also import a video from Google Photos



- As the video is uploading, you can edit both the basic information and the advanced settings of the video and decide if you want to notify subscribers (if you deselect this option, no communication will be shared with your subscribers). You can have a title up to 100 characters and a description up to 5,000 characters
- Click **Publish** to finish uploading a public video to YouTube. If you set the video privacy setting to Private or Unlisted, just click **Done** to finish the upload or click **Share** to privately share your video



- If you haven't clicked **Publish**, your video won't be viewable by other people. You can always publish your video at a later time in your Video Manager

Related FAQs

- [Where do I begin with the Tuition Waiver process?](#)
- [Help With Tuition Waivers](#)
- [How do I access a transcript of the CTL workshops I have attended?](#)
- [Where can I access training videos for the New Kronos WFR User Interface \(UI\)?](#)
- [How do I Upload a CaptureSpace Video to YouTube?](#)