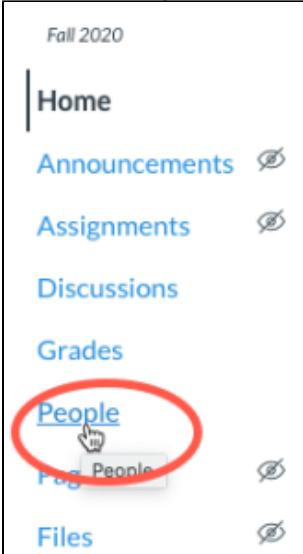


How can I tell what section a student is enrolled in a combined Canvas course?

Tell Me

You can view course section enrollments several ways in your combined Canvas course

- 1. Use the People page to view section enrollment
 - a. In the course navigation, click the **People** link

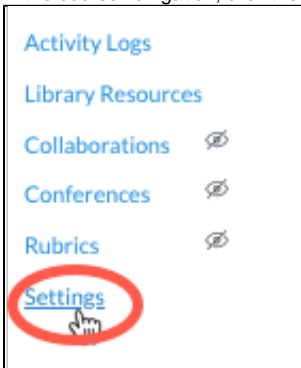


- b. The section the students are enrolled in is displayed in the **Section** column

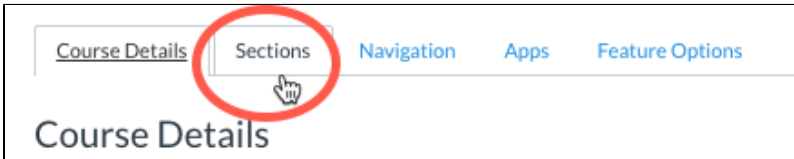
Name	Login ID	SIS ID	Section	Role	Last Activity
[Avatar]	[ID]	[ID]	ITCS-3120-Y01	Student	
[Avatar]	[ID]	[ID]	ITCS-3120-Y01	Student	
[Avatar]	[ID]	[ID]	ITCS-3120-001	Teacher	
[Avatar]	[ID]	[ID]	ITCS-3120-Y02	Student	
[Avatar]	[ID]	[ID]	ITCS-3120-Y02	Student	
[Avatar]	[ID]	[ID]	ITCS-3120-Y02	Student	
[Avatar]	[ID]	[ID]	ITCS-3120-Y02	Student	
[Avatar]	[ID]	[ID]	ITCS-3120-Y02	Student	
[Avatar]	[ID]	[ID]	ITCS-3120-Y02	Student	
[Avatar]	[ID]	[ID]	ITCS-3120-Y02	Student	
[Avatar]	[ID]	[ID]	ITCS-3120-Y02	Student	

- 2. Use the Settings page

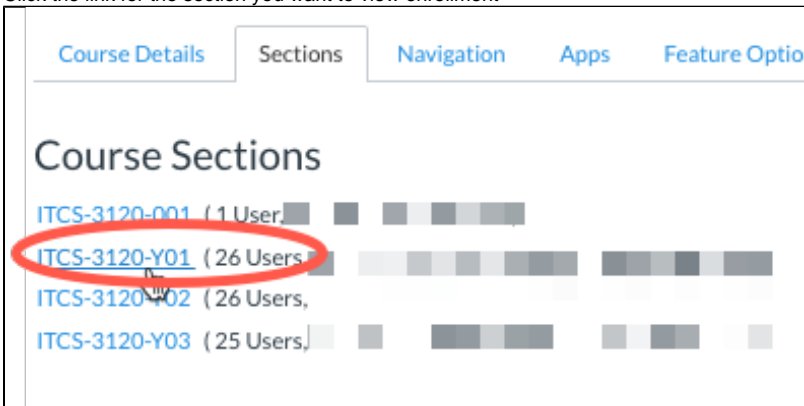
- a. In the course navigation, click the **Settings** link



- b. Select the **Sections** tab



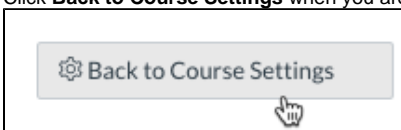
- c. Click the link for the section you want to view enrollment



- d. The list of enrolled students is displayed



- e. Click **Back to Course Settings** when you are finished viewing the sections enrollment



- f. Repeat steps c - e to view enrollment for another section

Related FAQs

- [How do I take a New Quiz using Respondus LockDown Browser using a Windows device?](#)
- [What is the timeline for New Quizzing?](#)
- [How do I create a question bank in New Quizzes?](#)
- [How do I add all questions or a random set of questions from an item bank into a New Quiz?](#)
- [How do I add extra time for a student in New Quizzes?](#)