

# How do I use Respondus Lockdown Browser if I only have a Chromebook?

Tell Me



## Please Note!

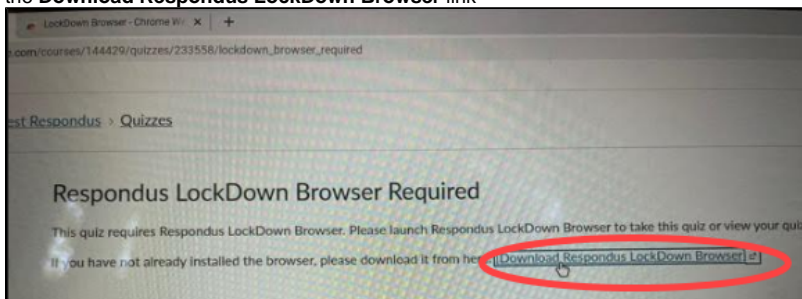
Respondus Lockdown Browser will work on Chromebooks. However, all students are required to have a personal laptop; Chromebooks do not meet this requirement. See [the student laptop initiative webpage](#) for more details.

You should also consider:


- Using a [Library computer](#)
- Or using [a short term loaner from the Library](#)

Respondus LockDown Browser does **not** work on Android, iOS, Kindle, etc.

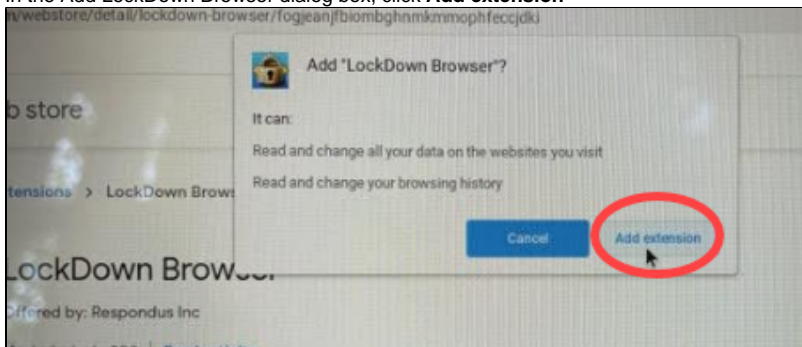
1. If your instructor requires Respondus Lockdown Browser, and you only have a Chromebook:
  - a. Access the quiz in your Canvas course
  - b. Click the **Take the Quiz** button
  - c. If the Respondus LockDown Browser extension is not installed, the Respondus LockDown Browser Required page is displayed. Click the **Download Respondus LockDown Browser** link



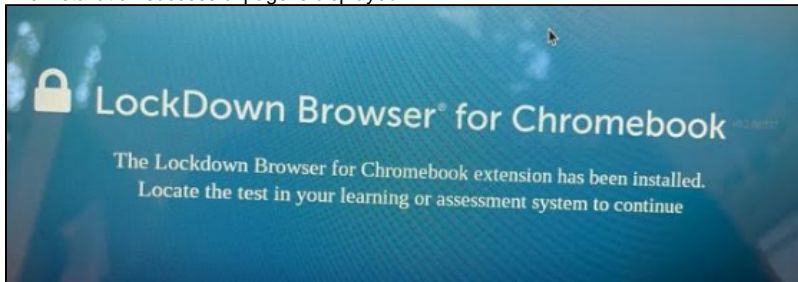
- d. The Chrome Web Store opens in a new tab. Click the **Add to Chrome** button



- e. In the Add LockDown Browser dialog box, click **Add extension**



f. The installation successful page is displayed



g. Log out of Canvas

h. Close all open tabs

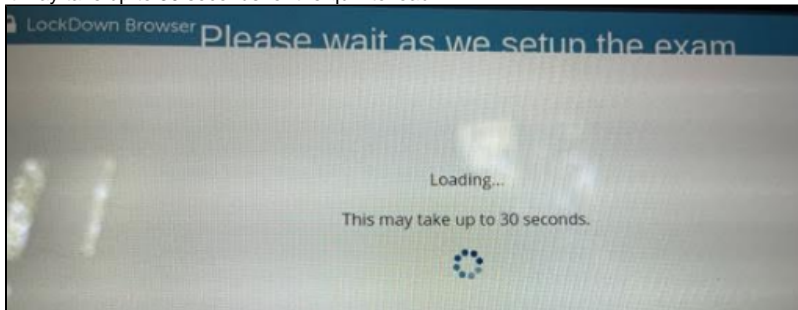
i. Log back into Canvas and access the quiz

j. Click the **Take the Quiz** button

k. The LockDown Browser for Chromebook Loading page is displayed



l. It may take up to 30 seconds for the quiz to load



m. Take the quiz and submit it

---

## Related FAQs

- [How do students install Respondus LockDown Browser on a Mac device?](#)
- [How can students install Respondus LockDown Browser on Windows devices?](#)
- [How do I use Respondus Lockdown Browser if I only have a Chromebook?](#)
- [What should an instructor do if a student does not have the correct equipment for Respondus Monitor?](#)
- [How do instructors create an online test in Canvas Using Respondus Monitor proctoring service?](#)