

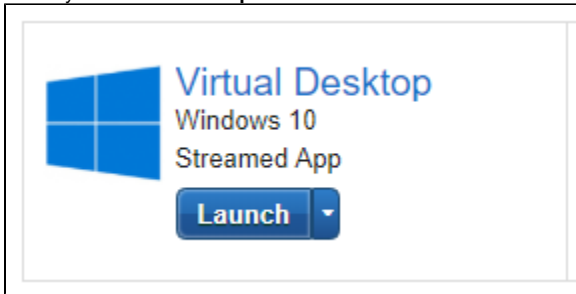
How do I print a file from Apporto?

Tell Me

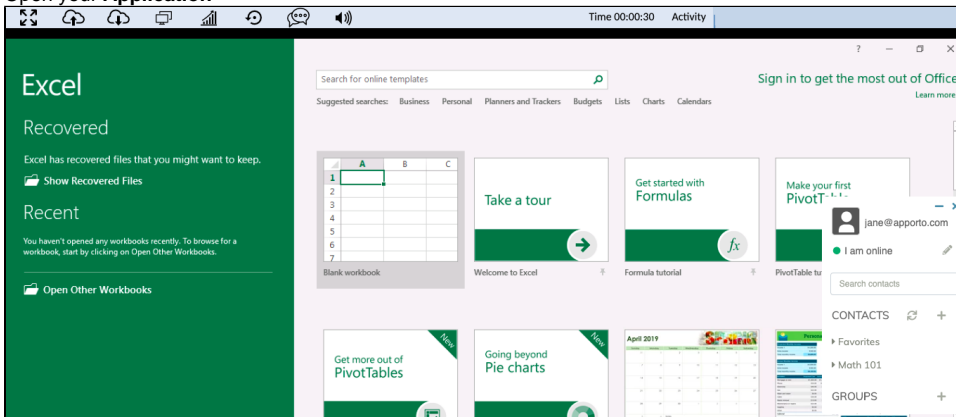
Note

It is not possible to print directly from Apporto. You can either save the file or follow the steps below to print the file to PDF and download it to your local computer for printing.

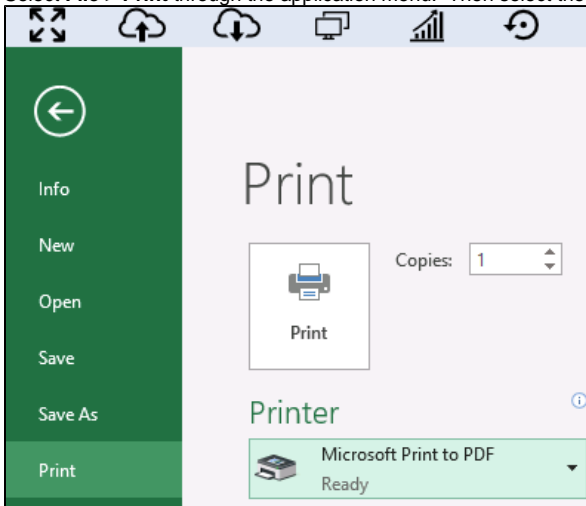
1. Go to apporto.charlotte.edu
2. Click **Login**
3. Enter your NinerNet username and password
4. Select your **virtual desktop**



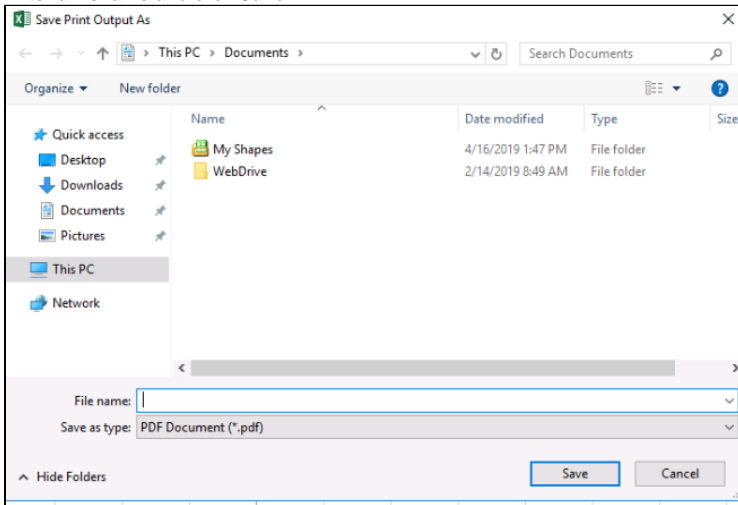
5. Open your **Application**



6. Select **File > Print** through the application menu. Then select the **Microsoft Print to PDF** option.



7. Enter a filename and click **Save**



8. Download the printed PDF to your computer [using this FAQ](#).

9. Print the PDF from your computer



Apporto's [FAQs](#) are available online.

Related FAQs

- [What is Apporto Virtual Classroom and how do faculty use it?](#)
- [What is Apporto?](#)
- [How do I print a file from Apporto?](#)
- [How do I mount a Cloud Drive in Apporto?](#)
- [How do I access/login to Apporto?](#)