

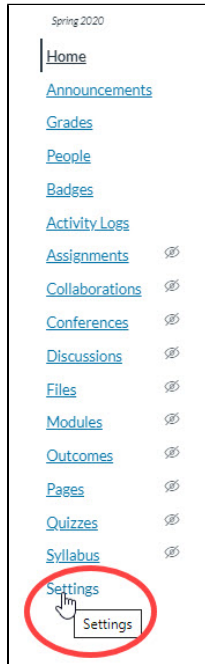
What is a combined or cross-listed course in Canvas?

Tell Me

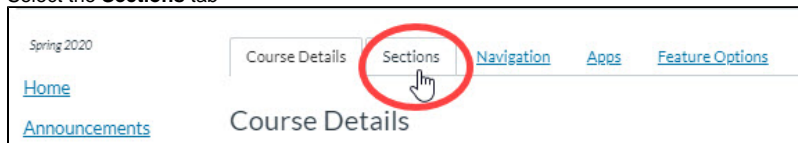
A combined or cross-listed Canvas course is used to group several sections that share common content. Combined courses can be Banner created or manually created. Banner created courses automatically are added to Canvas and may or may not have the proper courses combined

1. Banner Created Courses

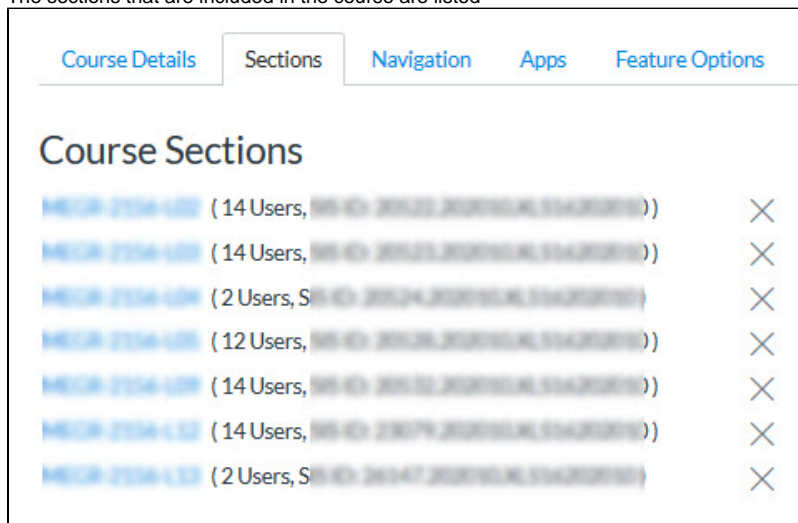
- a. Automatically added to Canvas when the courses are available to instructors
- b. May not have the proper sections included in the course. You can check the sections included by:
 - i. In the combined course, click the **Settings** link



ii. Select the **Sections** tab



iii. The sections that are included in the course are listed



- iv. If there are sections included in the course that should not be included or you need sections added, please submit a ticket with the IT Service Desk by either calling 704-687-5500 or sending an email to help@uncc.edu

**NOTE!**

In a Banner combined course, only the sections that are listed in Banner can be combined. If you want other courses included in the combination, create a combined course by following these [directions](#)

2. If you need a combined course, you can create one
 - a. Follow these [directions](#) to create a combined course
 - b. If you are not the instructor for all the sections, please submit a ticket with the IT Service Desk by either calling 704-687-5500 or sending an email to help@uncc.edu
-

Related FAQs

- [How do I take a New Quiz using Respondus LockDown Browser?](#)
- [What is the timeline for New Quizzing?](#)
- [How do I create a question bank in New Quizzes?](#)
- [How do I add all questions or a random set of questions from an item bank into a New Quiz?](#)
- [How do I add extra time for a student in New Quizzes?](#)