
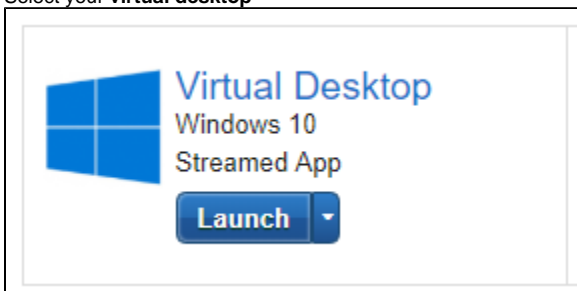


How do I mount a Cloud Drive in Apporto?

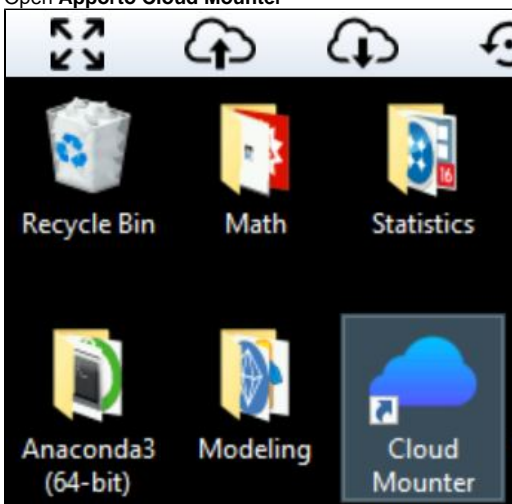
Tell Me

 University Network Drives for file storage: H, S & J are not accessible nor supported in Apporto.

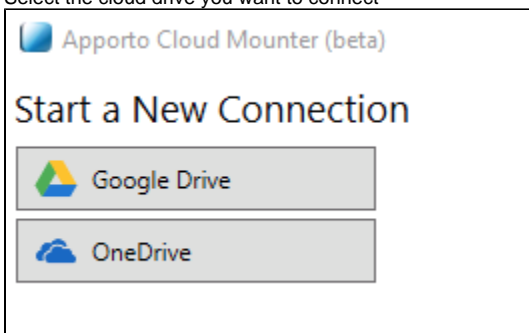
1. Go to apporto.charlotte.edu
2. Click **Login**
3. Enter your NinerNet username and password
4. Select your **virtual desktop**



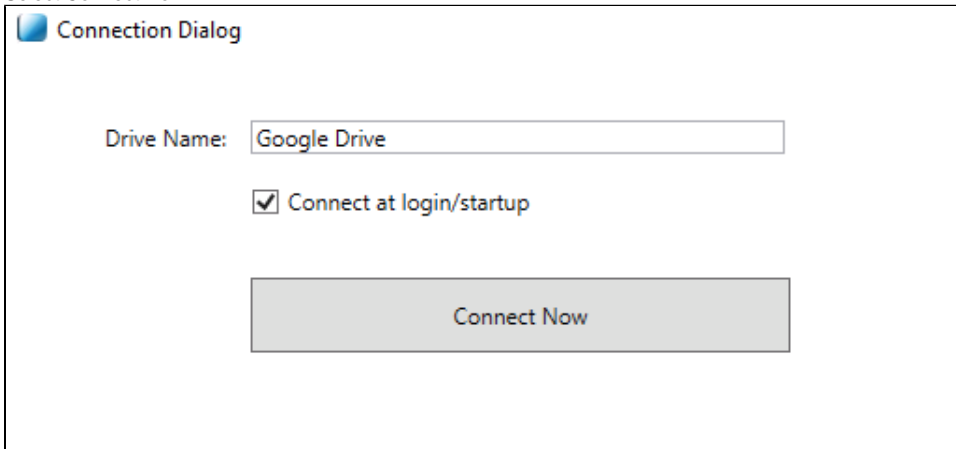
5. Open **Apporto Cloud Mounter**



6. Select the cloud drive you want to connect

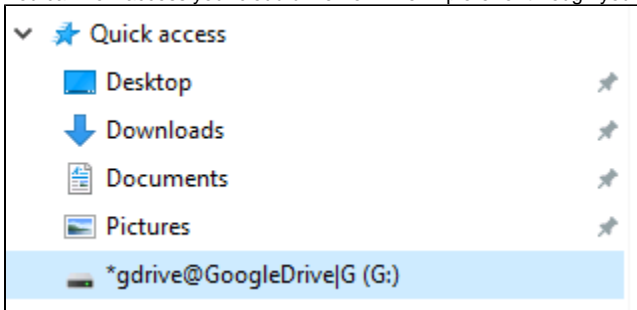


7. Select Connect Now



8. Enter your NinerNet username and password

9. You can now access your cloud drive from File Explorer or through your corresponding application



Apporto's [FAQs](#) are available online.

Related FAQs

- [What is Apporto Virtual Classroom and how do faculty use it?](#)
- [What is Apporto?](#)
- [How do I print a file from Apporto?](#)
- [How do I mount a Cloud Drive in Apporto?](#)
- [How do I access/login to Apporto?](#)