

What are the features of the New Rich Content Editor in Canvas?


Tell Me

Canvas has updated the Rich Content Editor that is available on pages, discussions, assignments, and quizzes. It contains a menu bar and tools bar

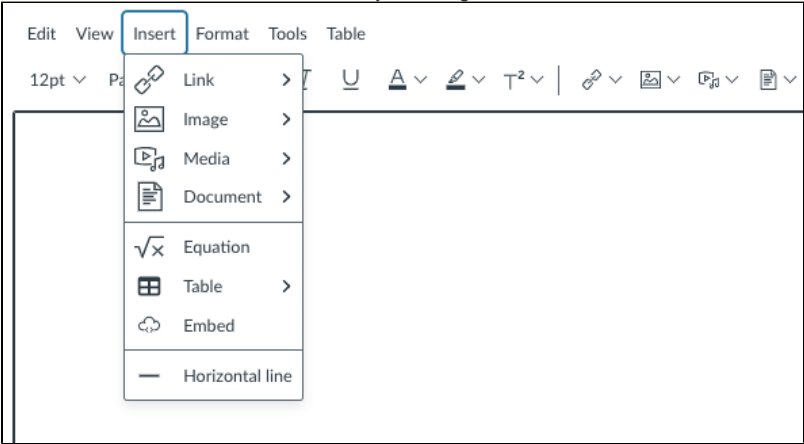
- 1. The menu bar has the same tools as the tools bar. The menu bar can be accessed via keyboard shortcuts as well as manually

NOTE


The Content Selector is no longer visible on the right or bottom of the page



You can find these tools in the menu bar by selecting **Insert**. You can choose to insert Links, Documents, Images, etc.



- 2. The tool bar contains all the tools



3. The new features are described in this [document](#)
4. Access other [FAQs to create content](#)

Related FAQs

- [How do I publish a video in Media Gallery in Canvas?](#)
- [How do I upload midterm grades from Canvas to Banner?](#)
- [How do faculty, staff, and students sign into Adobe Spark?](#)
- [How do students install Respondus LockDown Browser on a Mac device?](#)
- [How can students install Respondus LockDown Browser on Windows devices?](#)