

How do I use Google Meet?

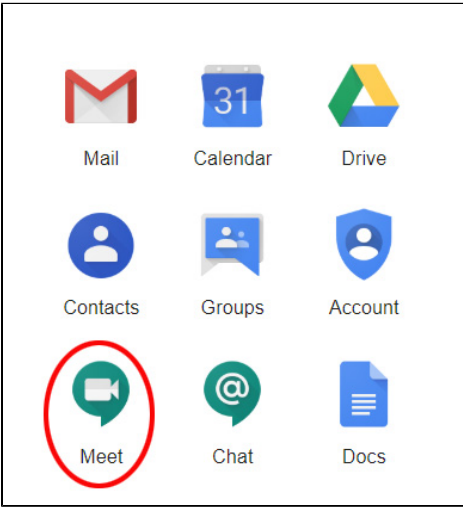
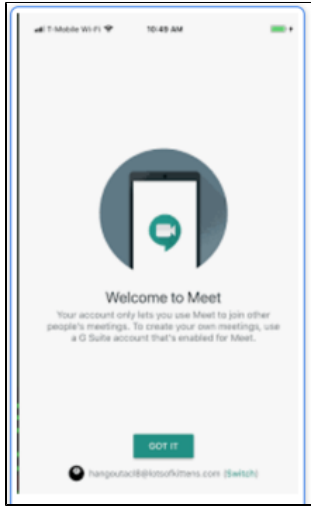
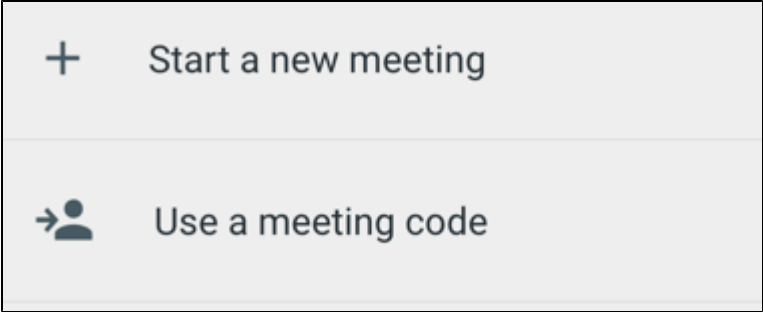

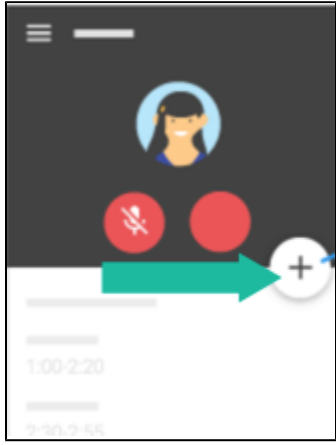
Tell Me



Google has **announced** that the following premium Meet features will be enabled until **September 30, 2020** - see this [FAQ](#) for standard Meet limits and functionality

- Larger meetings, for up to 250 participants per call
- Live streaming for up to 100,000 viewers within a domain
- The ability to record meetings and save them to Google Drive

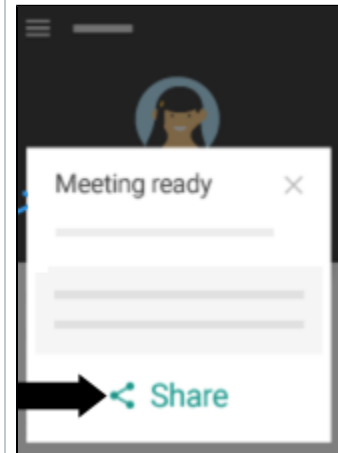
- Use Meet to hold video meetings with people inside or outside of UNC Charlotte.
- You can join from a computer or a mobile device.
- Meet can also be added to a Google Calendar meeting invite.
- This chart shows you how to use Google Meet - to learn more click [here](#).

| Browser | Mobile |
|---|---|
| <p>Click the Meet icon in Google Apps</p>  <p>The screenshot shows a grid of Google Apps icons: Mail, Calendar, Drive, Contacts, Groups, Account, Meet, Chat, and Docs. The Meet icon, which is a green video camera, is circled in red.</p> | <p>Download and open the Google Meet app on your mobile device</p>  <p>The screenshot shows the welcome screen of the Google Meet app. It features a large circular icon with a video camera, the text "Welcome to Meet", and a "GET IT" button at the bottom.</p> |
| <p>Click Start to start a meeting or enter a meeting code to join a meeting</p>  <p>The screenshot shows two options: "Start a new meeting" with a plus sign icon and "Use a meeting code" with a person icon and an arrow.</p> | <p>Tap Add </p>  <p>The screenshot shows the meeting interface with a plus sign icon in the bottom right corner. A green arrow points to this icon, which is labeled "Tap Add".</p> |

These these Google resources for more details:

- [How do I start a video meeting?](#)
- [How do I join a video meeting?](#)
- [How do I add people to a video meeting?](#)
- [How do I use a phone for audio in a meeting?](#)
- [How do I record a meeting?](#) (Available until May 31, 2020)
- [How do I use captioning in a meeting?](#)
- [How do I send chats in a meeting?](#)
- [How do I present in a meeting?](#)

Tap Share and select an app to send the meeting details to your guests



Related FAQs

- [How do I use the official UNC Charlotte Google Forms template design?](#)
- [How do I setup my University signature in Gmail?](#)
- [What Google Workspace \(formerly G Suite\) Apps are available at UNC Charlotte?](#)
- [How do I receive Google Form submission responses via email?](#)
- [How do I embed a Google Form on my website?](#)