
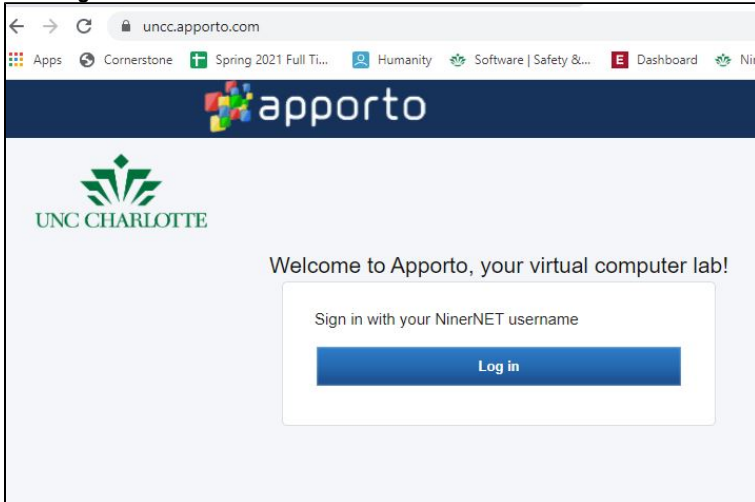


# How do I access/login to Apporto?

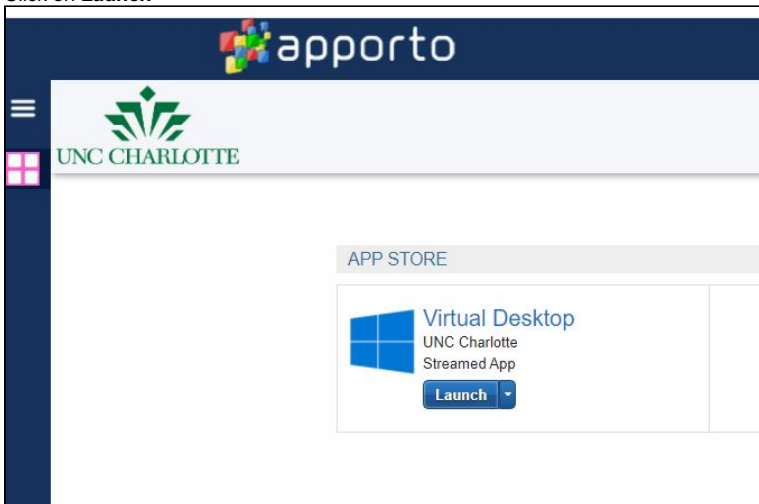
Tell Me

 All faculty and students have access to Apporto. Since it is for academic use, staff members are not able to use this resource.

1. Go to [apporto.charlotte.edu](http://apporto.charlotte.edu)
2. Click **Login**

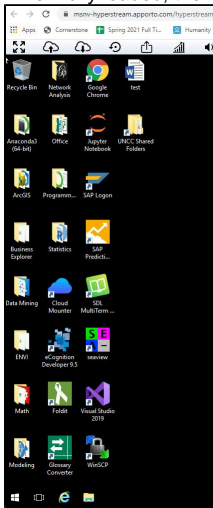


3. Enter your NinerNet username and password
4. Click on **Launch**



5. You are now logged into your VIRTUAL applications.
6. It may take a few seconds to load the virtual desktop. If you see a black screen, just wait; the desktop is still loading.

7. When fully loaded, the virtual desktop looks like this image.



8. Make sure you log off when done working in Apporto.

---

## Related FAQs

- [What is Apporto Virtual Classroom and how do faculty use it?](#)
- [What is Apporto?](#)
- [How do I print a file from Apporto?](#)
- [How do I mount a Cloud Drive in Apporto?](#)
- [How do I access/login to Apporto?](#)