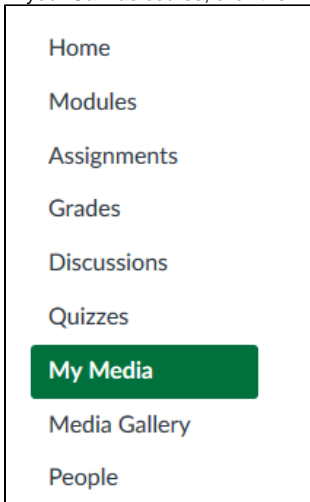


How do I customize the Kaltura Capture local recording folder on my computer?

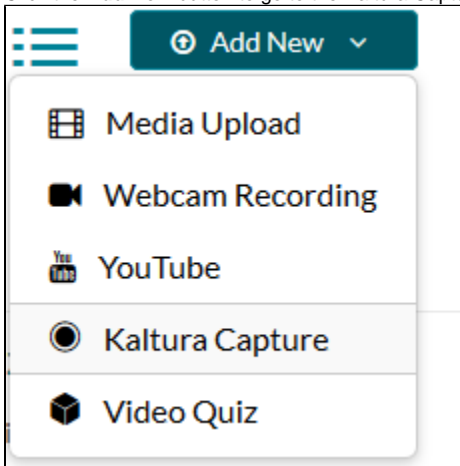
Tell Me

When you first install Kaltura Capture on your computer, the application provides an option to edit the folder location of your choice. If you need to change the folder location, you can re-install the application.

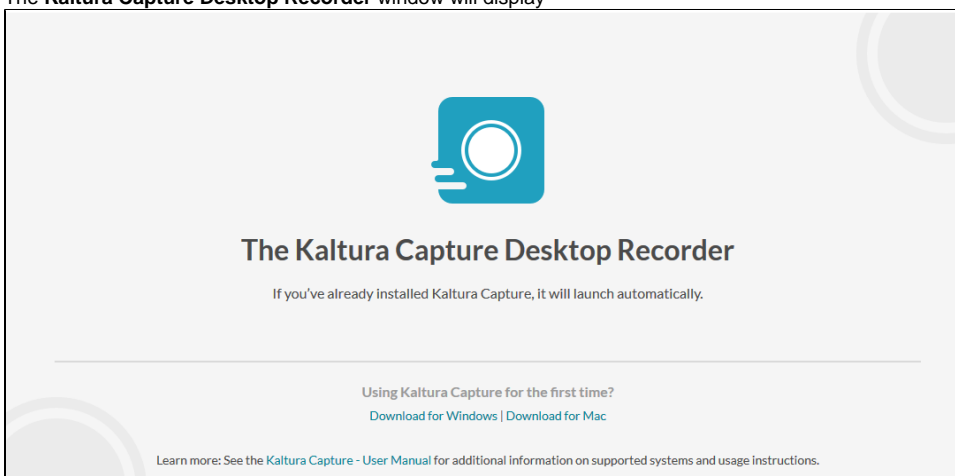
1. In your Canvas course, click the **My Media** link on the course navigation



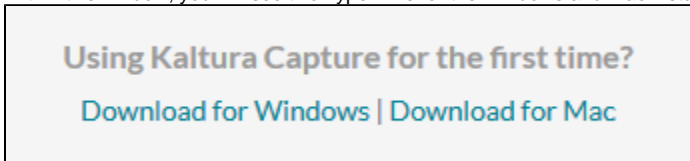
2. Click the **Add New** button to go to the Kaltura Capture option



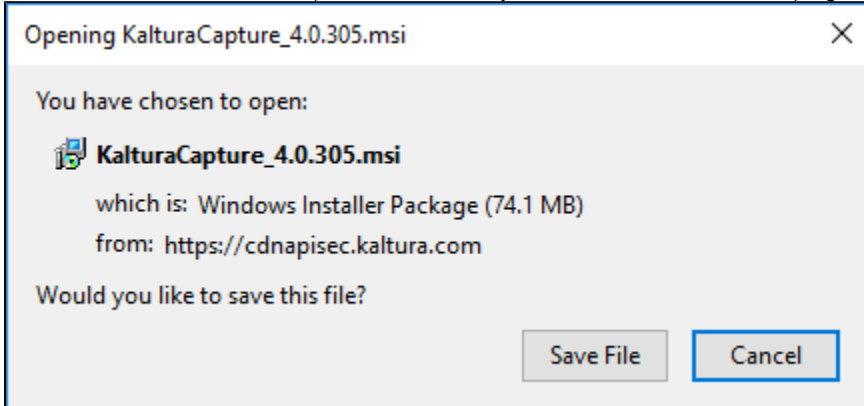
3. Click **Kaltura Capture**
4. The **Kaltura Capture Desktop Recorder** window will display



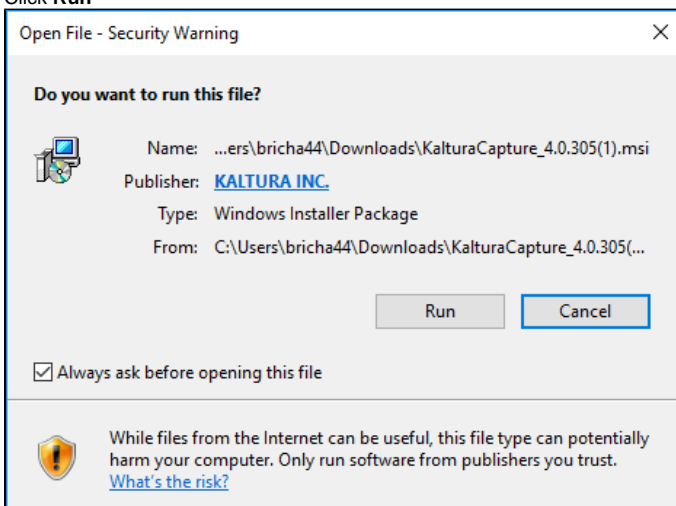
5. Within this window, you will see two hyperlinks for the Windows and Mac installer



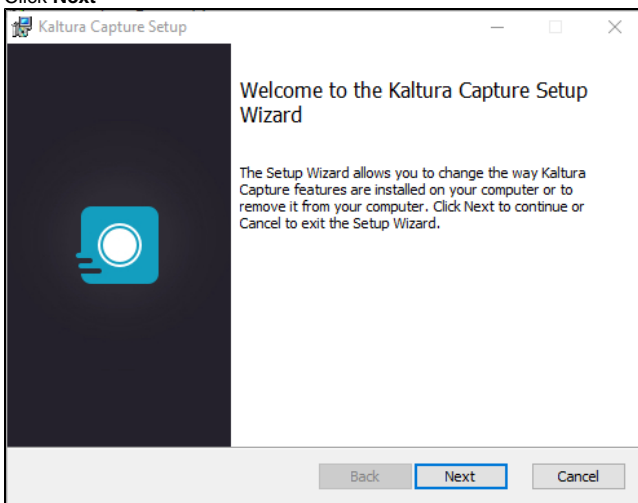
6. Choose the link relevant to your operating system
7. This will download the installer file (find the folder which your browser uses for downloads). Eg. Windows installer file



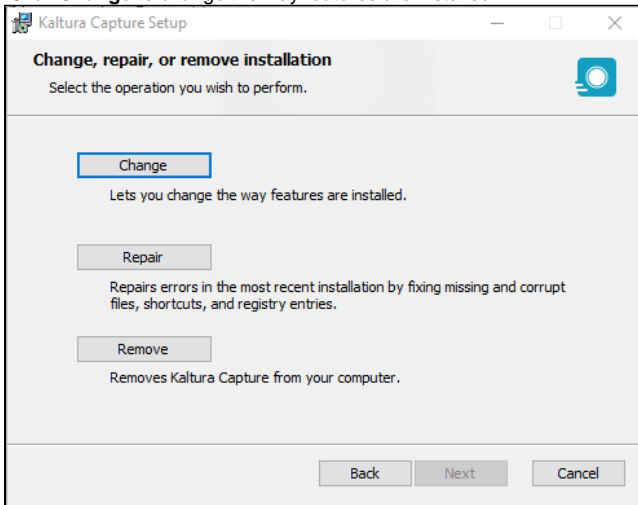
8. Click **Save File**
9. Find the downloads folder and launch the installer file, by double -clicking it
10. Click **Run**



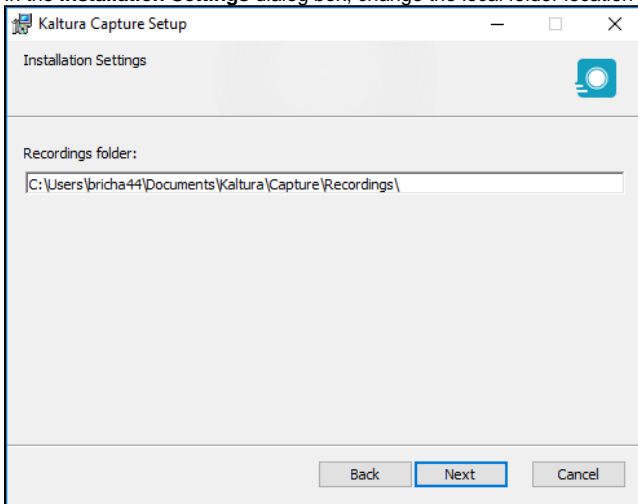
11. Click **Next**



12. Click **Change** to change the way features are installed



13. In the **Installation Settings** dialog box, change the local folder location to a new location



14. Click **Next** to continue the installation
15. Click **Finish** when Kaltura Capture Recorder installation is completed

Default Kaltura Capture Recordings Folder

For **Windows**: Launch File Explorer and manually navigate to this folder location.
C:\Users\[your user name]\AppData\Local\Kaltura\Capture\Recordings\

For **Mac OS**: From the Mac OS Finder, click Go and select Go to Folder. Enter the folder path based on the path above but customized with your user name:
/Users/[your user name]/Library/Preferences/Kaltura/Capture

Information from [Kaltura Knowledge Library](#)

Related FAQs

- [How do I download a Kaltura Video in Canvas?](#)
- [Which tools can I use to create videos or presentations for my class?](#)
- [How do I caption my Zoom recording?](#)
- [What is the process for recording, editing, and sharing a video for my class?](#)
- [How do I edit videos in Kaltura or manage the captions?](#)

