

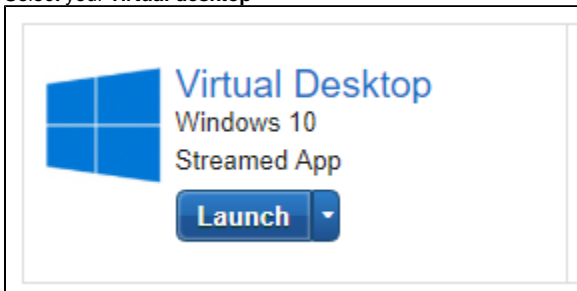
How do I mount a Cloud Drive in Apporto?

Tell Me

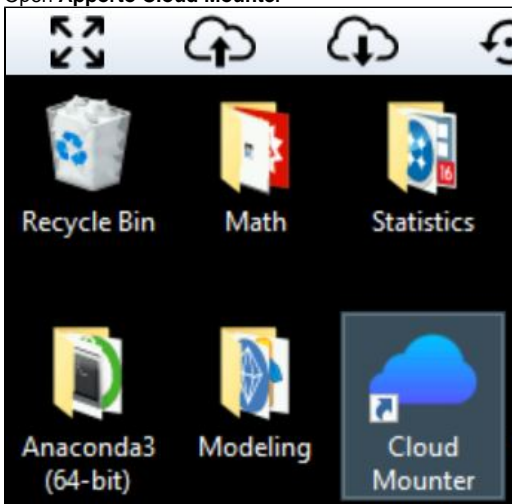


University Network Drives for file storage: H, S & J are not accessible nor supported in Apporto.

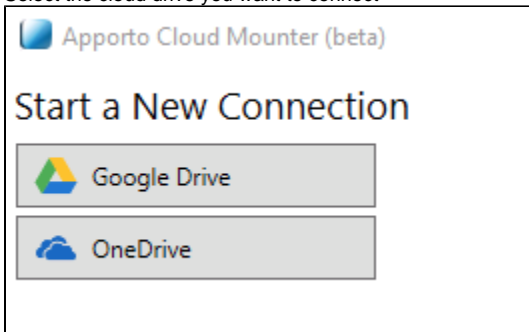
1. Go to apporto.uncc.edu
2. Click **Login**
3. Enter your NinerNet username and password
4. Select your **virtual desktop**



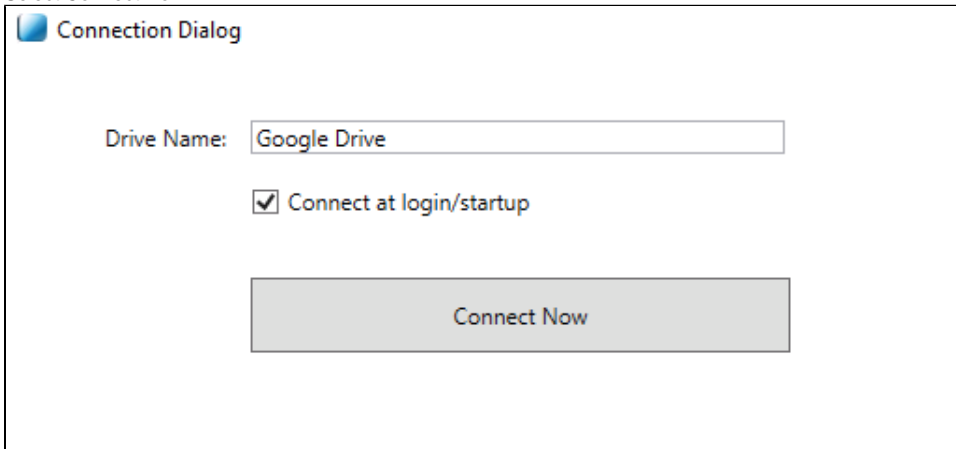
5. Open **Apporto Cloud Mounter**



6. Select the cloud drive you want to connect

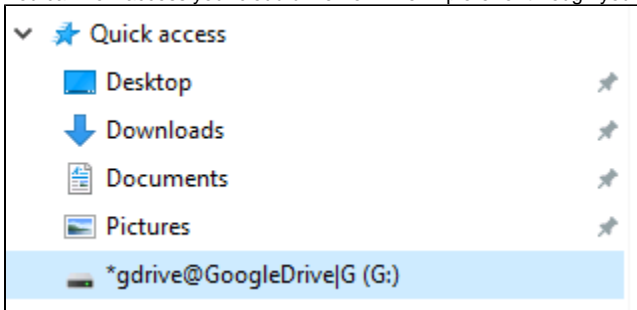


7. Select Connect Now



8. Enter your NinerNet username and password

9. You can now access your cloud drive from File Explorer or through your corresponding application



Apporto's [FAQs](#) are available online.

Related FAQs

- [How do I create a cloud assignment in Canvas with a Google Drive file?](#)
- [How do I access Apporto?](#)
- [How do faculty see how much time a student has spent using Apporto?](#)
- [What is Apporto Virtual Classroom and how do faculty use it?](#)
- [How do faculty request an Apporto Group for their classroom?](#)